

MALARIA HISTORY LABELS


Designer: Marco Corsi
Design Size: 27 x 36 mm
Printer: Juergen Schwarz, Berlin
Process:
Format: pane of 16 (4 x 4) containing 1 copy of each of 16 designs
Sheet Margins: THE WORLD UNITED AGAINST MALARIA in red in top selvage; perforations through selvage on all sides
Paper: white
Perforations: 11
Notes: each design features an important personality in the history of malaria and its cure; additional information about the individuals can be found in the *History of Malaria* handbook



Design: cover of 1529 printing of Hippocrates' book *About Air, Water, and Some Locales*
Notes: locales discussed were swampy areas
Price: A

A


Checklist: ____



Design: Giovanni M. Lancisi
Notes:
Price: A

B

Checklist: ____



Design: Thomas Sydenham
Notes:
Price: A

C

Checklist: ____



Design: Francesco Torti
Notes:
Price: A

D

Checklist: ____

MALARIA HISTORY LABELS


I
T
A
L
Y
•
2
0
1
1



Design: Charles Marie de la Condamine
Notes:
Price: A

E


Checklist: ____



Design: Joseph B. Caventou
Notes:
Price: A

F


Checklist: ____



Design: Pierre-Joseph Pelletier
Notes:
Price: A

G


Checklist: ____



Design: Clements R. Markham
Notes:
Price: A

H

Checklist: ____





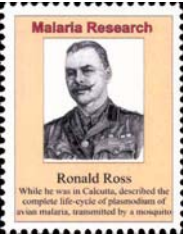







Design: Charles Ledger
Notes:
Price: A

I

Checklist: ____

MALARIA HISTORY LABELS

 <p>Malaria Research</p>  <p>Manuel Inca Mamani Lodge's servant, collected in the forest seeds of <i>Cinchona ledgeriana</i>. Later he was arrested and beaten to death.</p>	<p><i>Design:</i> Manuel Inca Mamani <i>Notes:</i> <i>Price:</i> A</p>
<p style="text-align: center;">J</p>	<p><i>Checklist:</i> ___</p>
 <p>Malaria Research</p>  <p>Charles L.A. Laveran Discovered that the cause of malaria was a protozoan in the red blood cells.</p>	<p><i>Design:</i> Charles L. A. Laveran <i>Notes:</i> <i>Price:</i> A</p>
<p style="text-align: center;">K</p>	<p><i>Checklist:</i> ___</p>
 <p>Malaria Research</p>  <p>Ronald Ross While he was in Calcutta, described the complete life-cycle of plasmodium of avian malaria, transmitted by a mosquito.</p>	<p><i>Design:</i> Ronald Ross <i>Notes:</i> <i>Price:</i> A</p>
<p style="text-align: center;">L</p>	<p><i>Checklist:</i> ___</p>
 <p>Malaria Research</p>  <p>Giovan Battista Grassi Described the complete cycle of plasmodium of human malaria, transmitted by <i>Anopheles</i> mosquitoes.</p>	<p><i>Design:</i> Giovanni Battista Grassi <i>Notes:</i> <i>Price:</i> A</p>
<p style="text-align: center;">M</p>	<p><i>Checklist:</i> ___</p>
 <p>Malaria Research</p>  <p>Angelo Celli Studied the biology and pathogenesis of malarial plasmodium.</p>	<p><i>Design:</i> Angelo Celli <i>Notes:</i> <i>Price:</i> A</p>
<p style="text-align: center;">N</p>	<p><i>Checklist:</i> ___</p>

MALARIA HISTORY LABELS


I
T
A
L
Y
.
2
0
1
1



Design: Patrick Manson
Notes:
Price: A

O

Checklist: ___



Design: Hans Andersag
Notes:
Price: A

P

Checklist: ___

HISTORY OF MALARIA RESEARCH AND TREATMENT

<p>Malaria Research</p> <p>Hippocrates "Who will drink the cup of water with honey, the spleen will be healed, and he will be free of the disease of malaria."</p>	<p>Malaria Research</p> <p>Giovanni M. Lancisi Correlation between the presence of mosquitoes and the prevalence of malaria.</p>	<p>Malaria Treatment</p> <p>Thomas Sydenham Advocate of the use of "Peruvian bark" as quinine source.</p>	<p>Malaria Treatment</p> <p>Francesco Torti Published in 1712, first "malaria fever" was attributed to the fever from back.</p>
<p>Malaria Treatment</p> <p>C.M. de La Condamine Used the correct age of Chinese bark to treat malaria and carried out studies on the Chinese bark.</p>	<p>Malaria Treatment</p> <p>Joseph B. Caventou With Pierre-Joseph Pelletier isolated for the first time, quinine from the Chinese bark.</p>	<p>Malaria Treatment</p> <p>Pierre-Joseph Pelletier With Joseph Caventou isolated, for the first time, quinine from the Chinese bark.</p>	<p>Malaria Treatment</p> <p>Clements R. Markham Collected 4 Chinese medicinal plants from their native Poyang Lake, and named their ingredients in India.</p>
<p>Malaria Research</p> <p>Charles Ledger Sold to the Netherlands, the first variety of Chinese bark for producing quinine, known as Chinese yellow barks.</p>	<p>Malaria Research</p> <p>Manuel Inera Mamani Ledger's servant, collected in the forest south of Chinese Indragiri. Later he was arrested and banished to death.</p>	<p>Malaria Research</p> <p>Charles L.A. Laveran Discovered that the cause of malaria was a protozoan in the red blood cells.</p>	<p>Malaria Research</p> <p>Ronald Ross While in the on cadaver, described the complete life cycle of plasmodium of malarial malaria, transmitted by a mosquito.</p>
<p>Malaria Research</p> <p>Giovan Battista Grassi Described the complete cycle of plasmodium of human malaria, transmitted by Anopheles stephensi.</p>	<p>Malaria Research</p> <p>Angelo Celli Studied the biology and pathogenesis of malarial plasmodium.</p>	<p>Malaria Research</p> <p>Patrick Manson In collaboration with Italian scientists, made the ultimate experiment to demonstrate the malaria transmission.</p>	<p>Malaria Treatment</p> <p>Hans Andersag Synthesized about 12000 different compounds and succeeded in producing chloroquine as substitute for quinine.</p>

Notes: pane shows marginal text and perforation pattern

Price: C